GIGAVAC®
ADVANCED SWITCHING SOLUTIONS
powered by PIK-AS AUSTRIA

10kV SPST-NC HV Relay
Single Pole Single Throw - Normally Closed

G43B

FEATURES

- RF efficient design offers high power handling in a small package
- Tungsten contacts improve hot load switching*
- Contact GIGAVAC Applications Support for load capability
- Can be mounted in any position, any axis

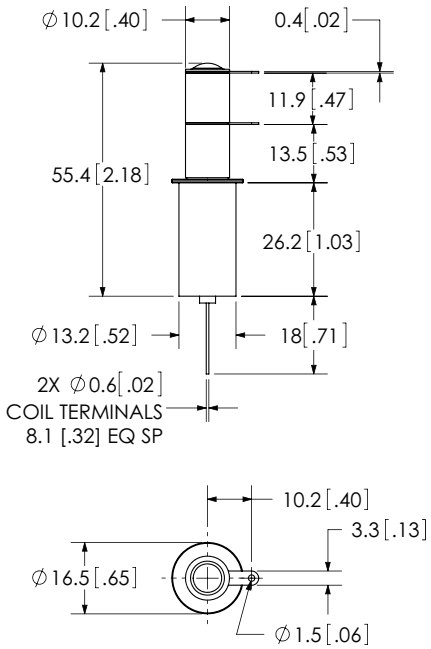

PRODUCT SPECIFICATIONS

Contact & Relay Ratings	Units	G43
Contact Form		B
Contact Arrangement		SPST-NC
Voltage, Test Max., Contacts & to Base (15 µA Leakage Max., dc or 60Hz)	kV Peak	11
Voltage, Operating Max., Contacts & to Base (15 µA Leakage Max.)		
dc or 60 Hz	kV Peak	10
2.5 MHz	kV Peak	7
16 MHz	kV Peak	6
32 MHz	kV Peak	4
Current, Load Switching		Consult factory
Current, Continuous Carry Max		
dc or 60 Hz	Amps	25*
2.5 MHz	Amps	20
16 MHz	Amps	13
32 MHz	Amps	10
Coil Hi-Pot (V RMS, 60 Hz)	V	500
Capacitance		
Across Open Contacts	pF	1.2
Contacts to Ground	pF	1.2
Resistance, Contact Max @ 1A, 28 Vdc	ohms	0.02
Operate Time	ms	10
Release Time	ms	10
Life, Mechanical	cycles	2 million
Weight, Nominal	g (oz)	28 (1)
Vibration, Operating, Sine (55-2000 Hz Peak)	G's	10
Shock, Operating, 1/2 Sine11ms (Peak)	G's	50
Temperature Ambient Operating	°C	-55 to +125

*Consult factory for load switching applications.

COIL RATINGS

Nominal, Volts dc	12	26.5	115
Pick-up, Volts dc, Max.	8	16	80
Drop-Out, Volts dc	.5 - 5	1 - 10	5 - 50
Coil Resistance (Ohms ±10%)	70	290	4700

PART NUMBER SYSTEM

G43B	3	3	4
Coil Voltage	**2** = 12 Vdc, Bus Wire **3** = 26.5 Vdc, Bus Wire **5** = 115 Vdc, Bus Wire **7** = 12 Vdc, Turret Terminal **8** = 26.5 Vdc, Turret Terminal **9** = 115 Vdc, Turret Terminal		
High Voltage Connections		**3** = Solder Connection	
Mounting			**2** = 3-hole Flange **4** = Std Flange

Turret Terminal

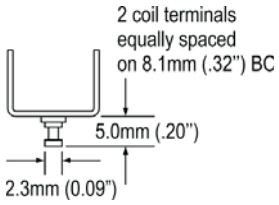

3-Hole Flange

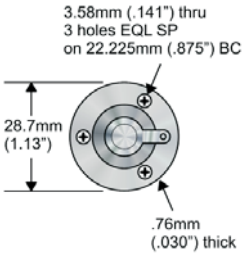

PIK-AS Austria GmbH | Elektrotechnische Fabrikate | AT-7433 Mariasdorf
Tel.: +43 3353 7613 | Fax: +43 3353 7612 | office@pikas.at | www.pikas.at